

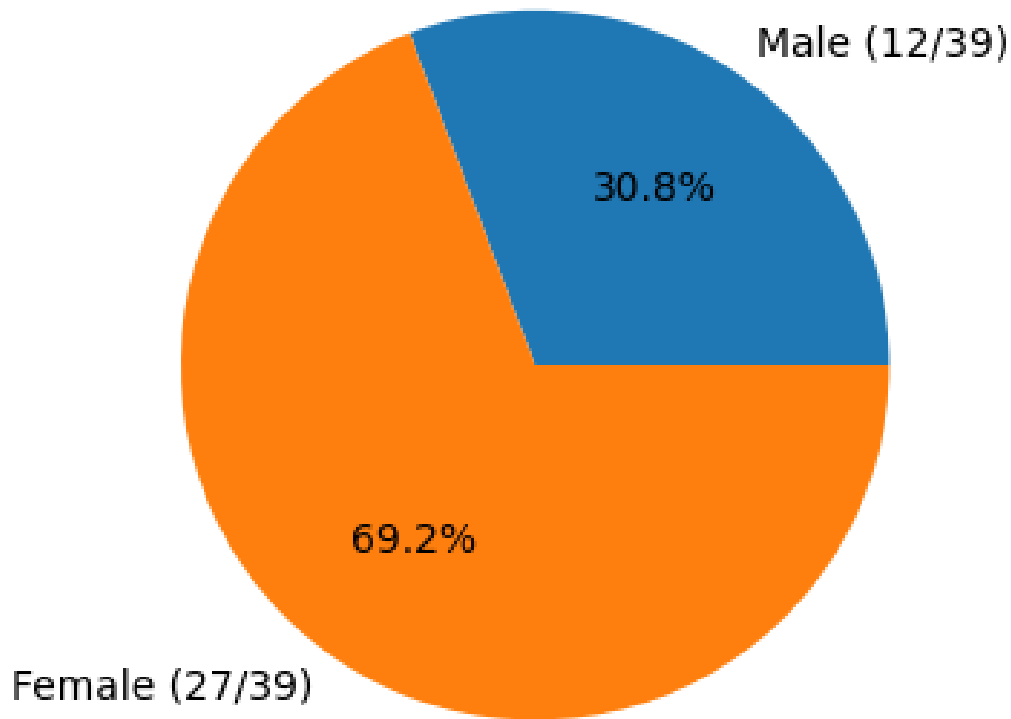
## Harcourt Chambers – Diversity Chart Pack (Barristers, 2025)

Charts show proportions of those who answered each question (barristers only: KCs, Members/Tenants and Pupils). Denominators vary by question. Subgroups with fewer than 10 individuals are suppressed and therefore not charted. Religion and sexual orientation are excluded from publication in line with policy.

### Sex

Barristers who answered: 39

## Sex – Barristers (out of 39 respondents)

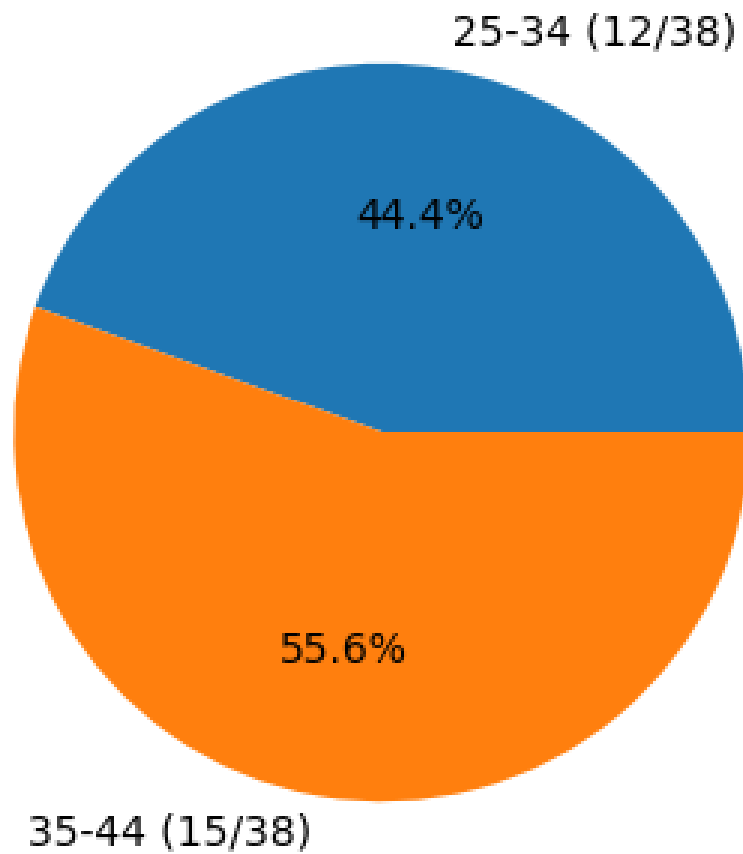


Note: Percentages are of those who answered this question. Subgroups <10 are suppressed.

### Age

Barristers who answered: 38

## Age – Barristers (out of 38 respondents)

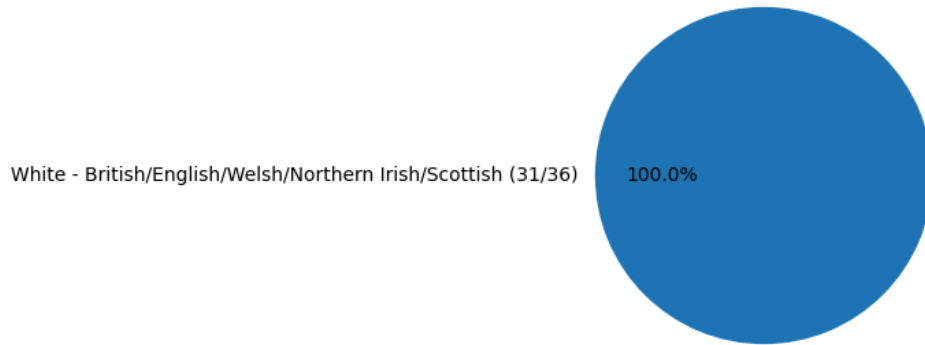


Note: Percentages are of those who answered this question. Subgroups <10 are suppressed.

### **Ethnic group**

Barristers who answered: 36

Ethnic group - Barristers (out of 36 respondents)

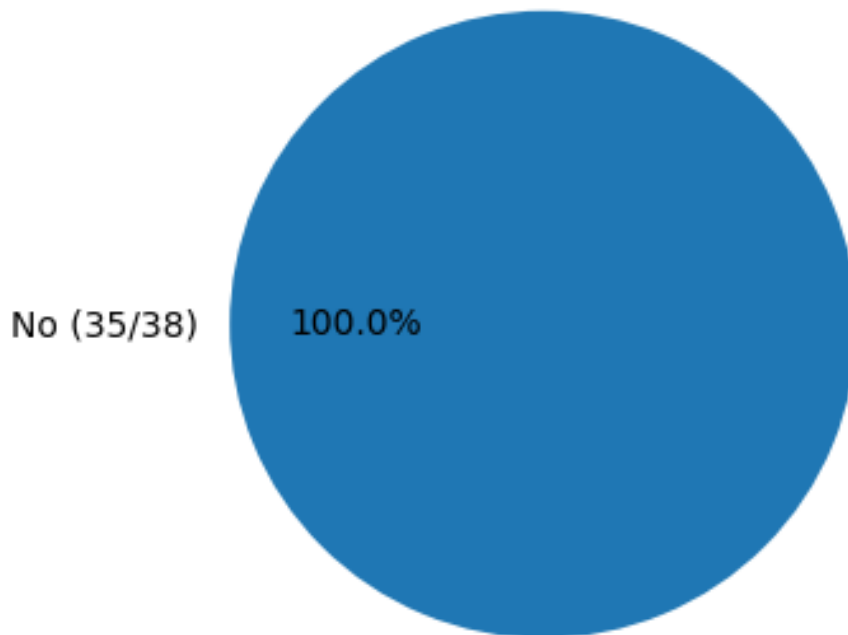


Note: Percentages are of those who answered this question. Subgroups <10 are suppressed.

**Disabled**

Barristers who answered: 38

Disabled - Barristers (out of 38 respondents)

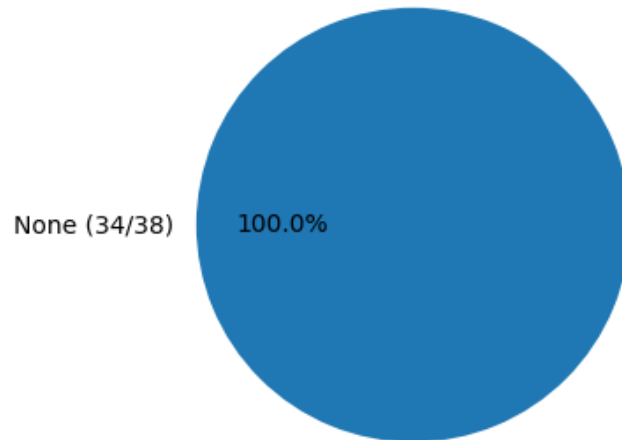


Note: Percentages are of those who answered this question. Subgroups <10 are suppressed.

### Limitation of day-to-day activities

Barristers who answered: 38

Limitation of day-to-day activities – Barristers (out of 38 respondents)

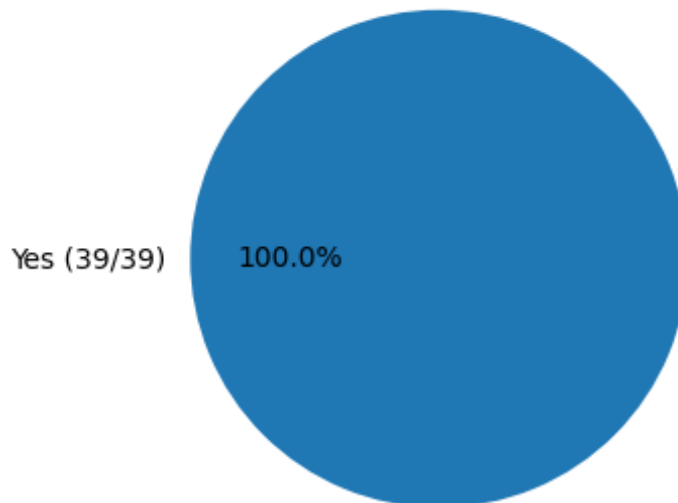


Note: Percentages are of those who answered this question. Subgroups <10 are suppressed.

### Gender same as at birth

Barristers who answered: 39

Gender same as at birth – Barristers (out of 39 respondents)

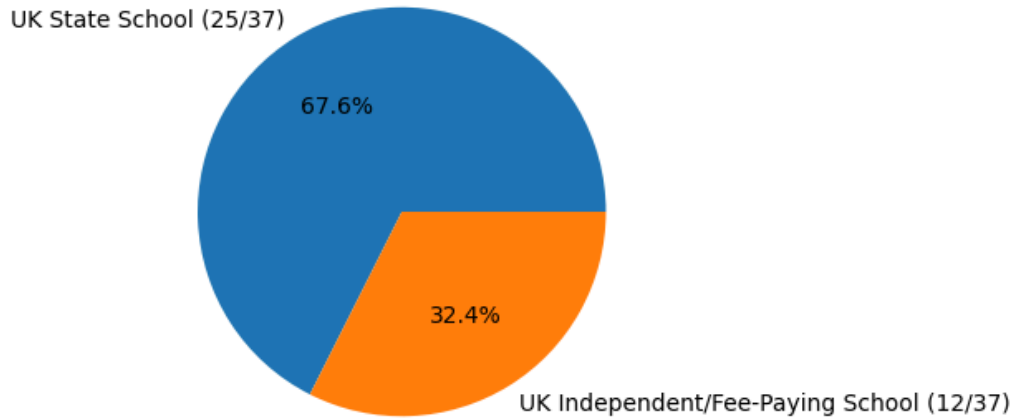


Note: Percentages are of those who answered this question. Subgroups <10 are suppressed.

### School type (secondary)

Barristers who answered: 37

School type (secondary) – Barristers (out of 37 respondents)

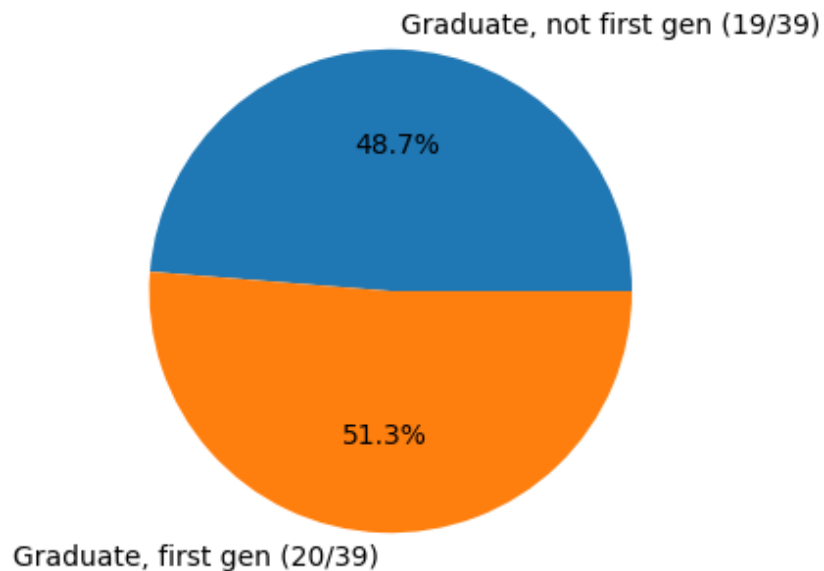


Note: Percentages are of those who answered this question. Subgroups <10 are suppressed.

### First-generation university

Barristers who answered: 39

First-generation university – Barristers (out of 39 respondents)

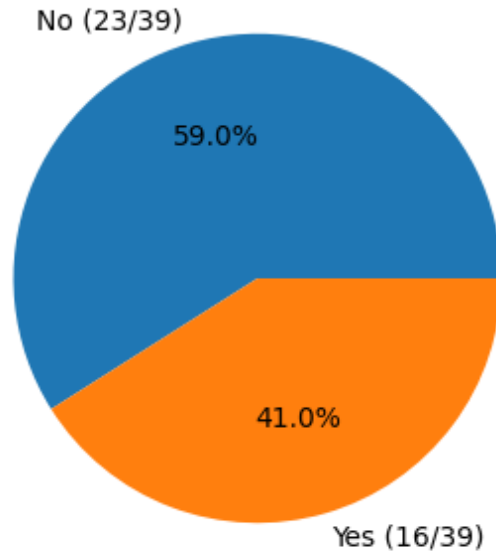


Note: Percentages are of those who answered this question. Subgroups <10 are suppressed.

### Primary carer for children

Barristers who answered: 39

#### Primary carer for children – Barristers (out of 39 respondents)

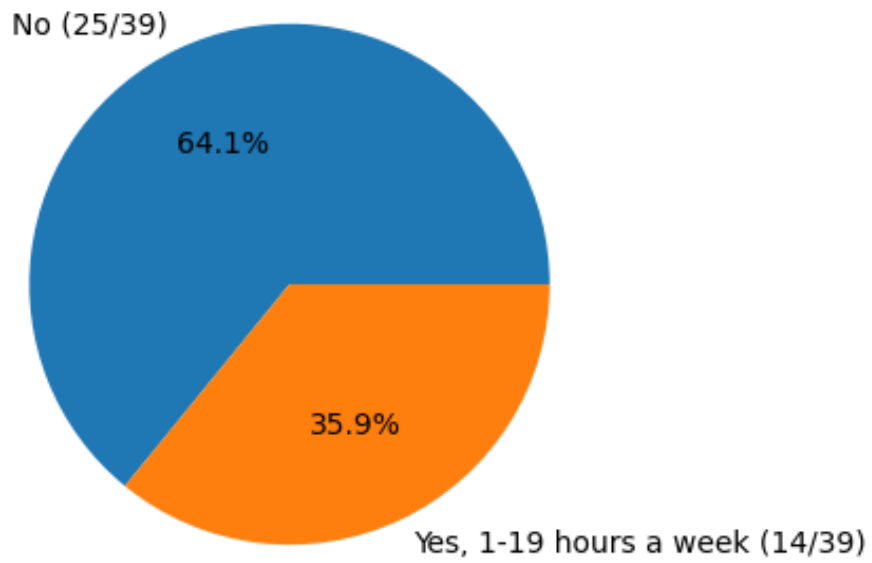


Note: Percentages are of those who answered this question. Subgroups <10 are suppressed.

### Carer support

Barristers who answered: 39

### Carer support - Barristers (out of 39 respondents)



Note: Percentages are of those who answered this question. Subgroups <10 are suppressed.